

Role of media reports in completed and prevented suicide: Werther v. Papageno effects

Thomas Niederkrotenthaler, Martin Voracek, Arno Herberth, Benedikt Till, Markus Strauss, Elmar Etzersdorfer, Brigitte Eisenwort and Gernot Sonneck

Background

Media reporting of suicide has repeatedly been shown to trigger suicidal behaviour. Few studies have investigated the associations between specific media content and suicide rates. Even less is known about the possible preventive effects of suicide-related media content.

Aims

To test the hypotheses that certain media content is associated with an increase in suicide, suggesting a so-called Werther effect, and that other content is associated with a decrease in suicide, conceptualised as a Papageno effect. Further, to identify classes of media articles with similar reporting profiles and to test for associations between these classes and suicide.

Method

Content analysis and latent class analysis (LCA) of 497 suicide-related print media reports published in Austria between 1 January and 30 June 2005. Ecological study to identify associations between media item content and short-term changes in suicide rates.

Results

Repetitive reporting of the same suicide and the reporting of suicide myths were positively associated with suicide rates. Coverage of individual suicidal ideation not accompanied by suicidal behaviour was negatively associated with suicide rates. The LCA yielded four classes of media reports, of which the mastery of crisis class (articles on individuals who adopted coping strategies other than suicidal behaviour in adverse circumstances) was negatively associated with suicide, whereas the expert opinion class and the epidemiological facts class were positively associated with suicide.

Conclusions

The impact of suicide reporting may not be restricted to harmful effects; rather, coverage of positive coping in adverse circumstances, as covered in media items about suicidal ideation, may have protective effects.

Declaration of interest

None.

Evidence suggests that there is an increase in suicides following media reports of suicide, which is frequently referred to as copycat behaviour or as the Werther effect,¹ although the effect size is smaller than for other psychosocial risk factors for suicide.² The risk is thought to depend not only on reader characteristics,^{2,3} but also on media content.^{3–5} In order to promote safe media content, the World Health Organization (WHO) and national agencies have developed guidelines for the reporting of suicides.^{5,6} The guidelines list reporting characteristics that may either prevent or trigger suicides, thus serving as educational material for journalists and editors. But most of the recommendations put forth in these guidelines have not yet been empirically tested.⁷ In particular, there is a lack of knowledge about protective reporting characteristics, although the suicide-protective potential of reporting of positive coping in adverse circumstances has been discussed on a theoretical basis.⁶ Specifically, it has been found that media items referring to suicidal ideation are associated with a lower risk of a post-report increase in suicide than other media items.⁴

In the present study, we performed a content analysis of suicide-related media reports. To identify potentially protective and harmful reporting characteristics we tested associations between specific components of media reports, and also classes of reports with similar reporting profiles, and short-term changes in suicide rates. We hypothesised that changes in suicide rates following the publication of media items would vary with the circulation rates of the media items in the population. Based on Papageno's overcoming of a suicidal crisis in Mozart's opera *The Magic Flute*, we conceptualised any suicide-protective impact of media reporting as a Papageno effect. In Mozart's opera, Papageno becomes suicidal upon fearing the loss of his beloved Papagena;

however, he refrains from suicide because of three boys who draw his attention to alternative coping strategies.^{8,9}

Method

Sample of media reports

We obtained all reports from the 11 largest Austrian nationwide newspapers that included the term suicide between 1 January and 30 June 2005 from the Austrian Press Agency. Each of these newspapers has coverage rates exceeding 1% of the population. Articles using 'self-murder' (original search term: *selbstmord*) or 'free death' (*freitod*) were also included, because of their frequent use as German synonyms for suicide. The search yielded 1055 articles. We excluded items that used suicide only as a metaphor ($n=92$), were about suicide bombing ($n=381$), mentioned suicide briefly (<50% of the article) but were on topics not related to suicide ($n=113$) or were located in the movie or television listings or in the classified advertisements ($n=58$). The final sample comprised 497 items.

Content analysis of media items

Basic item characteristics

Several media reporting characteristics have previously been shown to be associated with an increase in suicides. These characteristics are: quantity of reporting;^{1,4} main focus of the item;⁴ reported suicide method;^{10–12} prominence of the item;¹³ and fictionality of the item.¹⁴ These codes were conceptualised as a code family 'basic item characteristics'. Each of the codes comprised several subcodes that were defined in accordance with

the literature (see below). Coding examples are shown to exemplify the subcodes 'suicidal ideation' and 'suicide attempt'.

- (a) Quantity of reporting:
- (i) repetitive reporting: count of reports on the same event in the sample;
 - (ii) density of reporting: count of suicide-related articles on the day of publication.
- (b) Main focus:
- (i) completed suicide: item is on a case of completed suicide;
 - (ii) attempted suicide: item is on a case of attempted suicide. Also, a suicidal act stopped by another person immediately before the act qualifies as an attempted suicide;¹⁵
 - (iii) homicide suicide: item is on a homicide (attempt); murderer is suicidal;
 - (iv) suicidal ideation: item is on a case of suicidal ideation not accompanied by suicide attempt or suicide. Also, an aborted suicide attempt qualifies as suicidal ideation, in that it refers to an act in which an individual is one step away from attempting suicide, but changes her or his mind immediately before.¹⁵
- Coding examples (in parentheses: location of the text segment in the sample):
- 'Before [Tom Jones] had his first hit, he thought about suicide . . . and wanted to jump in front of an Underground train in London . . . In 1965, before he made the charts with "It's not unusual", he thought for a second: "If I just take a step to the right, then it'll all be over".' (s-495)
- 'J.L. suffered from severe chronic pain for 37 years and was addicted to painkillers . . . up until 1978. "At that time . . . I considered the things I could do, one of them was suicide", says the entertainer.' (s-327).
- (v) prevention programme: item is primarily on an initiative to prevent suicide, not on a case of suicidal behaviour;
 - (vi) suicide research: item is primarily on suicide-related research, epidemiology, statistics, not on a case of suicidal behaviour.
- (c) Reported method:
- (i) hanging;
 - (ii) jumping: jumping in front of moving objects/from great heights;
 - (iii) shooting;
 - (iv) drowning;
 - (v) poisoning;
 - (vi) other method.
- (d) Prominence:
- (i) front page: item is located on the front page;
- (e) Fictionality:
- (i) content is fictional.

Qualitative item characteristics

The main content analysis aimed at identifying consistencies and inconsistencies between media reports and media recommendations for suicide reporting. We obtained 15 international guidelines for reporting on suicide from the WHO and from national agencies, with guidelines stemming from the USA, Europe, Australia and Asia (see online supplement). These media recommendations have previously been compared and judged to be similar.⁷

Three coders (T.N., B.T., A.H.) were involved in the development of an outline for preliminary categorisation. There was a broad consensus among the coders about the thematic areas covered in the guidelines. Each of the recommendations listed as harmful focused either on the portrayal of the identity of the suicidal person; the suicidal act; the causes of suicidality; the effects of suicidality; or on the style and wording of the article. The recommendations listed as protective all focused on the reporting of background information on suicidality. We conceptualised each of these topics as a code prior to exploration

of the media reports and attached subcodes based on each recommendation in the guidelines to that code. Only recommendations listed in more than one of the media guidelines were conceptualised as distinctive subcodes. Subcodes listed as harmful were conceptualised as a code family of 'harmful item characteristics' and distinguished from codes listed as protective (code family: 'protective item characteristics').

In an iterative process of coding 100 articles for training purposes, the media reports were explored and theoretical codes were brought together with the text. In some cases, the subcodes turned out not to be relevant to the text on its own, and closely connected themes were merged. The values used for all codes, except for article length and sensationalism (see below), were the presence of a code (1) and its absence (0). The unit of text analysis was always the complete article. The coders developed a code book with definitions of the subcodes, along with coding examples. The following list of distinctive codes and subcodes was used. For tabulated code definitions and coding examples see online Table DS1.

Harmful item characteristics

- (a) Identity of the suicidal person:
- (i) name reported;
 - (ii) description of character.
- (b) Suicidal act:
- (i) method in headline;
 - (ii) step-by-step 'guide' (i.e. how to use a suicide method);
 - (iii) suicide location reported;
 - (iv) suicide pact or mass suicide reported.
- (c) Causes of suicidality:
- (i) life event(s) related to suicide reported;
 - (ii) societal problems reported as having increased;
 - (iii) monocausality;
 - (iv) citation from suicide note.
- (d) Effects of suicidality:
- (i) effects on bereaved;
 - (ii) effects of suicidal act on public life;
 - (iii) immediate death without suffering reported.
- (e) Style and wording:
- (i) photograph;
 - (ii) several independent suicidal acts reported;
 - (iii) reference to a suicide epidemic;
 - (iv) headline explicitly on suicide;
 - (v) public myths reported;
 - (vi) article length;
 - (vii) sensationalism (see below).

Protective item characteristics

- (a) Background information:
- (i) focus on suicidal ideation;
 - (ii) focus on prevention programme;
 - (iii) focus on suicide research;
 - (iv) expert opinion reported;
 - (v) mental disorder related to suicide;
 - (vi) myths debunked;
 - (vii) contact information for support service; address or telephone number of a support service reported;
 - (viii) suicide-related statistical data reported;
 - (ix) suffering of suicidal person resulting from suicidal act reported.

A linguistic approach to measuring sensationalism

The recommendations in media guidelines to avoid sensationalism required a more indirect method of operationalisation than was

the case for the other qualitative variables. Sensationalism is a prominent feature of the tabloid media.¹⁶ More generally, the tabloid media are characterised by large amounts of emotionality,¹⁶ reduction in complexity (as indicated by short sentences),¹⁷ large amounts of dichotomous thinking¹⁸ and a lack of richness of vocabulary.¹⁹ Dichotomous thinking and restricted use of language have also been found in suicidal individuals,²⁰ and are often jointly referred to as 'suicidal constriction'. Suicidal individuals may be confirmed in their constriction by media items that mimic their own constrictive thinking. The following four subcodes of sensationalism were developed to measure sentence length, emotionality, dichotomous thinking, and richness of vocabulary.

- (a) Sentence length: the word count divided by the number of sentences.
- (b) Emotionality: the Affective Dictionary Ulm contains 183 words extracted from German newspapers that were evaluated as indicating high emotionality²¹ (e.g. aggression, murder, pressure, jealousy, hatred, explosion, crisis, pain, scream). The nouns and corresponding adjectives and verbs were included as indicator words; any inflected forms were also considered. To obtain an 'emotionality score', we calculated the proportion of these indicator words in the total word count.
- (c) Dichotomous thinking: this is characterised by a high amount of certainty.²⁰ We obtained lists of the most frequent words expressing high certainty ($n=53$; e.g. certain, proven, undeniable) and low certainty ($n=57$; e.g. doubtful, maybe, potentially, nearly) from the linguistic literature²⁰ and calculated for each item a certainty score, defined as the number of words indicating high certainty divided by the count of all words related to certainty.
- (d) Standardised type/token ratio: richness of vocabulary was defined as the average proportion of new words in consecutive text fragments of 100 words, which is referred to as the standardised type/token ratio.¹⁹

We programmed a MySQL database (*MySQL 5.1*, München, Sun Microsystems; www.mysql.de) for Windows XP to calculate the linguistic parameters semi-automatically.

Rating agreement

Intercoder reliability was measured for all qualitative codes. In total, a sample of 100 items that were not a subset of the full sample of units to be coded served for informal training and pilot testing. Codes not reaching the threshold value of 90% agreement during informal training were discussed among the coders and refined. Upon reaching a satisfactory agreement level (90%) for all codes, we repeated this procedure as a pilot test, using a sample of 30 training text units that were different from the ones used in the informal test. The time needed for the training process was about 40 h.

We evaluated intercoder reliability after completion of the text analysis, using 40 randomly selected text items from the main sample. Two coders (A.H. and B.T.) coded these items independently of the main coder (T.N.). We used two different indices, namely the simple percentage of agreement and Krippendorff's α ,²² to measure the level of agreement between coders. Krippendorff's α coefficient, which seemed most appropriate because of its applicability to nominal data,²² ranged from 0.80 to 1, implying a high level of agreement. These values correspond to agreement percentages exceeding 90%.

Quantitative analysis

The quantitative analysis aimed at measuring associations between item contents and suicide rates. Statistics Austria (www.statistik.at/) provided daily data on suicides for each Austrian federal state for the time period December 2004 to July 2005 as well as data on the population sizes. The outcome variable (suicide) was defined as the difference between the suicide rates (suicides per 100 000 total population) in the week preceding the publication date and in the week after publication. More specifically, days -14 to -8 (where day 0 marks the publication date) were defined as the pre-publication period and days 0 to 6 were the corresponding post-publication period. We did not use the week immediately preceding the publication date as the pre-period because of the possibility that other media (e.g. television or internet) may have reported the suicidal event slightly earlier than the newspapers. This, given the corresponding impact of these media, might have led to contamination of the data. Only suicides that occurred in the key market of the respective media item, i.e. the area where more than 10% of the population were exposed to the item, were used for the calculation of the outcome variable. In total, there were 18 key markets. Nine out of the 11 newspapers analysed had just one key market each; the 2 remaining newspapers each had several overlapping key markets. These newspapers produced regionally differing editions of their papers. The population sizes of the key markets ranged from 362 000 to 3 492 000, with each market comprising one or more of the nine Austrian federal states. The sociodemographic profile of the population was similar across the key markets with regard to age and gender.²³ The proportion of people living in urban areas ranged from 51 to 100% for the different key markets.²³

We assigned each media item to its key market, and the change in the suicide rate was assigned to the item. Seven items (1.4%) were not published in an area with item coverage of over 10%. These items were excluded. For an overview of the suicide rates and article counts in the ten most frequent key markets (altogether containing 477 items (97.3% of all items)), see Fig. 1. Data on the circulation rates of newspapers across the country were obtained from Media Analysis Austria (2005).²⁴ Data on the local editions including individual items were obtained from the Austrian Press Agency.

Point-biserial and Pearson correlation coefficients were calculated to quantify the associations between the qualitative characteristics of the items and suicide rates. The codes in the family 'basic item characteristics' were tested alongside significant qualitative variables in a multivariate model. This model included controls for the newspaper in which the item was published, because local factors relevant to the specific key markets of newspapers (e.g. degree of urbanisation) may have an impact on media effects. In addition, we controlled for month of publication, thus accounting for seasonal variation in suicide rates, which might also influence media effects.²

To assess whether post-item changes in suicide rates varied with the circulation rates of the media items we compared the absolute value of the change in the suicide rate in key markets with the change in the rate in those parts of the country where coverage rates were under 10% using an independent groups *t*-test for unequal variances (Welch's test). Data analysis was performed in SPSS 15 for Windows XP.

Latent class analysis

Potentially protective and harmful item characteristics may form classes based on the reporting strategy applied in the production of the report. Latent class analysis (LCA), a method with manifold applications in psychiatry and related fields,^{25–27} postulates that

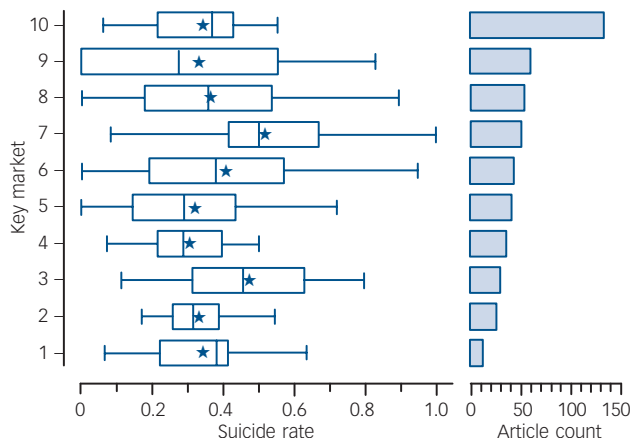


Fig. 1 Key markets: suicides rates and article counts.
 Box plots of weekly suicide rates (deaths/100000 population and article counts for each of the ten most frequent key markets of the Austrian newspapers in the observation period (January to June 2005). Boxes represent values between 25th and 75th percentiles; whiskers, the upper and lower adjacent values; vertical lines, the median; ★, the arithmetic mean.

associations among a set of observed variables are the result of a common underlying latent class structure. The goal of LCA is to identify the smallest number of latent classes that adequately describes the associations between observed variables, starting with a one-class model and proceeding to successive models with increasing class numbers.^{25,27} Information about the class structure is given by the latent class probabilities, which indicate the proportion of the sample assigned to each class, and by response probabilities, which are the proportions of class members reporting each item characteristic.^{25,26} In addition to the indicator variables that define classes, covariates, which control and describe the classes, can be included in the model. We used all the item characteristics listed as potentially protective, and also the harmful characteristics that were significantly associated with suicide rates, as indicators in the bivariate analyses. As a result of their practical relevance in describing suicide reports, we controlled for several basic item characteristics, namely for the quantity of reporting (variable: 'repetitive reporting'), for the focus on a completed suicide, and for article length. Consistent with the literature,²⁷ we utilised two LCA modules in the Latent Gold 4.5 software for Windows XP, namely latent class cluster analysis and latent class factor analysis, to identify the best fitting solution.

The latent class cluster algorithm differs from traditional cluster algorithms, which group cases near each other according to some definition of distance. It defines one cluster per latent class, using model-based probabilities to classify cases.²⁶ Latent class factor analysis treats the latent classes as factors, but avoids problems inherent in traditional factor analysis, such as having to rotate factors and having to assume continuous observed variables.²⁶

The fit statistics served as a tool for model selection. The observed frequencies of item characteristics were compared with the expected frequencies predicted by the model by calculating a likelihood-ratio goodness of fit value.^{25,26} Because there were sparse contingency tables, the likelihood-ratio statistic did not follow a chi-squared distribution; hence, we calculated bootstrapped *P*-values. Models were compared using the Bayesian information criterion and via the percentages of classification error.^{25,26} Further, we analysed bivariate residuals between pairs of observed variables. The initial assumption of local

independence of pairs of variables with high residuals (>3.84) was relaxed to improve model fit.^{25,26} Finally, we allowed for correlations among identified factors. This strategy is recommended whenever theoretical expectation suggests that the dimensions of an underlying structure are not completely mutually independent.²⁸ Based on the most probable class assignment of media items, we calculated the correlation coefficients of classes with post-report changes in suicide rates.

Results

The frequencies of basic item characteristics and of potentially harmful and potentially protective characteristics are displayed in Tables 1–3.

Bivariate analysis

Basic item characteristics

There was a positive association between repetitive reporting and suicide rates. Reports on suicides by jumping and a main item focus on suicide research were positively associated with suicide rates, whereas a main focus on suicidal ideation was negatively associated with suicide rates (Table 1).

Harmful item characteristics

Media items explicitly stating that societal problems related to suicide are increasing, items reporting several independent suicidal acts, language referring to a suicide epidemic, reporting of public myths and the amount of dichotomous thinking were all positively associated with suicide rates (Table 2).

Protective item characteristics

Apart from a main item focus on suicidal ideation, none of the potentially protective item characteristics was associated with a

Table 1 Bivariate associations ^a between 'basic item characteristics' and post-report changes in suicide rates				
Codes and subcodes	<i>n</i>	%	<i>r</i> ^a	<i>P</i>
Quantity of reporting				
Repetitive reporting ^b	–	–	0.12	0.01
Density of reporting ^b	–	–	0.03	0.46
Main focus				
Completed suicide	234	47.0	0.001	0.98
Attempted suicide	44	8.9	0.02	0.68
Homicide suicide	95	19.1	–0.02	0.66
Suicidal ideation	26	5.2	–0.15	0.001
Prevention programme	31	6.2	0.09	0.06
Suicide research	26	5.2	0.12	0.01
Reported method				
Hanging	52	10.4	–0.08	0.07
Jumping	59	11.8	0.15	0.001
Shooting	79	15.9	–0.05	0.28
Drowning	20	4.0	0.005	0.91
Poisoning	41	8.2	0.05	0.24
Other method	41	8.2	0.005	0.91
Prominence				
Front page	16	3.2	0.05	0.28
Fictionality: content fictional	22	4.4	–0.03	0.56

a. Point-biserial correlation was used for dichotomous variables; Pearson correlation for continuous variables. All tests two-tailed.
 b. Continuous variable. All others: categorical variables, dummy-coded: presence (1) versus absence (0) of the item characteristic.

Table 2 Bivariate associations^a between 'harmful item characteristics' and post-report changes in suicide rates

Codes and subcodes	<i>n</i>	%	<i>r</i> ^a	<i>P</i>
Identity of the suicidal person				
Name reported	117	23.5	−0.02	0.59
Description of character	31	6.2	−0.07	0.11
Suicidal act				
Method in headline	69	13.9	0.05	0.25
Step-by-step 'guide'	107	21.5	0.05	0.30
Suicide location reported	66	13.3	0.03	0.45
Mass suicide or suicide pact reported	11	3.8	0.01	0.90
Causes of suicidality				
Life event(s) reported	228	45.8	0.01	0.77
Monocausality	148	29.7	−0.07	0.15
Societal problems reported to have increased	23	4.6	0.09	0.05
Citation from suicide note	24	4.8	−0.05	0.29
Effects of suicidality				
Effects on bereaved	86	17.3	0.07	0.14
Effects on public life	66	13.3	−0.08	0.08
Immediate death without suffering reported	26	5.2	−0.28	0.13
Style and wording				
Photograph	64	12.9	−0.003	0.94
Several independent suicidal acts reported	94	18.9	0.11	0.02
Reference to a suicide 'epidemic'	16	3.2	0.10	0.02
Headline explicitly on suicide	165	33.1	−0.05	0.28
Public myths reported	11	2.2	0.13	0.005
Article length ^b			0.06	0.20
Sentence length ^b			−0.02	0.71
Emotionality ^b			0.05	0.31
Dichotomous thinking ^b			0.13	0.004
Standardised type/token ratio ^b			0.05	0.29

a. Point-biserial correlation was used for dichotomous variables; Pearson correlation for continuous variables. All tests two-tailed.
 b. Continuous variable. All others: categorical variables, dummy-coded: presence (1) versus absence (0) of the item characteristic.

Table 3 Bivariate associations^a between 'protective item characteristics' and post-report changes in suicide rates

Codes and subcodes ^a	<i>n</i>	%	<i>r</i> ^b	<i>P</i>
Background information				
Focus on suicidal ideation ^c	26	5.2	−0.15	0.001
Focus on prevention programme ^c	31	6.2	0.09	0.06
Focus on suicide research ^c	26	5.2	0.12	0.01
Expert opinion reported	42	8.4	0.13	0.005
Mental disorder related to suicide	95	19.1	−0.01	0.84
Myths debunked	33	6.6	0.03	0.47
Contact support service	28	5.6	0.10	0.04
Suicide-related statistical data reported	51	10.2	0.08	0.08
Suffering of suicidal person resulting from suicidal act	7	1.4	0.06	0.22

a. Categorical variables, dummy-coded: presence (1) versus absence (0) of the item characteristic.
 b. Point-biserial correlation was used. All tests two-tailed.
 c. This variable is identical to the 'main focus' variable under 'basic item characteristics' (Table 1).

decrease in suicide rates. On the contrary, a main focus on suicide research, items containing contact information for a public support service and also the reporting of expert opinions were all positively associated with suicide rates (Table 3).

The distribution of post-report changes in suicide rates for different sets of media items is displayed in Fig. 2.

Multivariate analysis

In the multivariate model, repetitive reporting, reports about suicides by jumping, and reporting on public myths about suicide predicted post-item increases in suicide rates. Media items with a main focus on suicidal ideation predicted decreases in suicide rates. The model was significant ($F = 2.82$, $d.f. = 34,455$, $P < 0.001$; Table 4). Model fit in terms of R^2 was 0.17, indicating that 17% of the variance in changes in suicide rates were explained by the model, which is acceptable.²⁹ The corresponding effect size

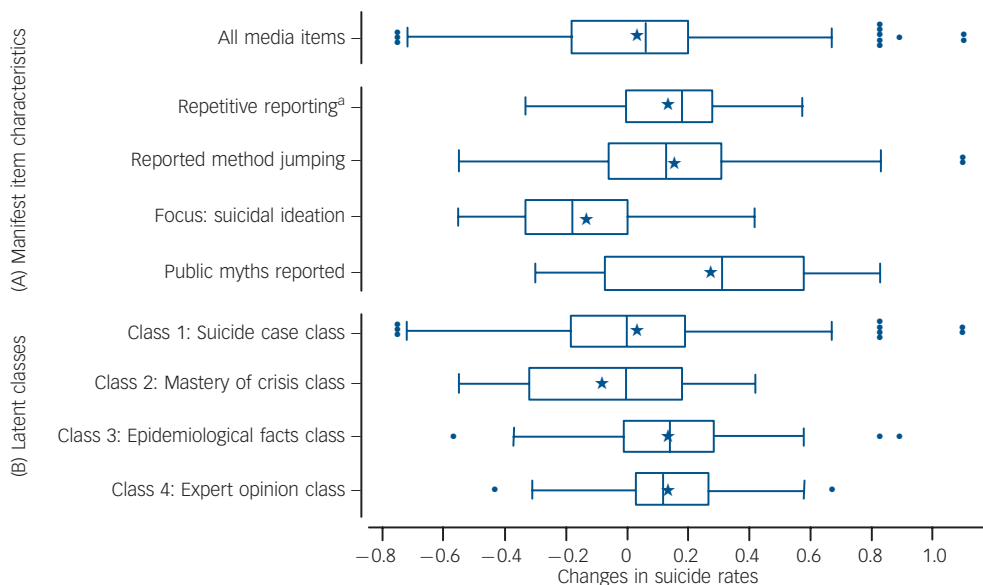


Fig. 2 Changes in suicide rates after the publication of media items. Box plots of the difference in suicide rates in the post-publication period (day 0 to 6 after the publication of media items) compared with the pre-publication period (day −14 to −8) for different sets of media items. Boxes represent values between 25th and 75th percentiles; whiskers, the upper and lower adjacent values; vertical lines, the median; ★, the arithmetic mean; ●, outliers. a. > 10 media items.

Table 4 Multivariate regression coefficients for post-report changes in suicide rates for 'basic item characteristics' and significant qualitative characteristics^a

Code and subcode	<i>b</i> ^b	95% CI	<i>P</i>	Part correlation
Quantity of reporting				
Repetitive reporting ^c	0.01	0.003 to 0.02	0.005	0.10
Density of reporting ^c	0.002	−0.003 to 0.01	0.44	0.04
Main focus				
Completed suicide	−0.02	−0.10 to 0.07	0.70	−0.02
Attempted suicide	−0.01	−0.11 to 0.10	0.93	0.001
Homicide suicide	−0.01	−0.11 to 0.08	0.78	−0.02
Suicidal ideation	−0.15	−0.27 to −0.03	0.02	−0.11
Prevention programme	0.01	−0.14 to 0.15	0.98	0.01
Suicide research	0.12	−0.01 to 0.25	0.07	0.07
Reported method				
Hanging	−0.09	−0.18 to 0.004	0.06	−0.07
Jumping	0.13	0.04 to 0.21	0.004	0.13
Shooting	−0.03	−0.11 to 0.05	0.49	−0.02
Drowning	0.07	−0.06 to 0.20	0.28	0.06
Poisoning	0.06	−0.04 to 0.16	0.22	0.05
Other method	0.07	−0.03 to 0.17	0.15	0.06
Prominence				
Title page	0.04	−0.10 to 0.18	0.56	0.03
Fictionality				
Content is fictional	0.09	−0.03 to 0.21	0.15	0.07
Causes of suicidality				
Societal problems reported to have increased	0.03	−0.11 to 0.17	0.67	0.02
Style and wording				
Public myths reported	0.20	0.03 to 0.37	0.02	0.10
Reference to a suicide 'epidemic'	0.08	−0.07 to 0.24	0.28	0.05
Several independent suicidal acts reported	0.02	−0.05 to 0.09	0.54	0.02
Dichotomous thinking	0.07	−0.01 to 0.16	0.08	0.08
Background information				
Expert opinion reported	0.03	−0.08 to 0.14	0.63	0.02
Contact support service	0.14	−0.003 to 0.28	0.06	0.08

a. Dummy variables representing the newspaper's name and the month of publication are not reported in the table.
b. Unstandardised coefficients.
c. Continuous variable. All other variables categorical and dummy-coded: presence (1) versus absence (0) of the item characteristic.

f^2 of 0.21 was medium sized according to the benchmarks proposed by Cohen.³⁰ Part correlation coefficients, which represent the unique contributions of individual variables to the variance explained, are provided in Table 4.

Analysis of residuals did not indicate any violations of the assumptions of linear regression, such as non-linearity, non-normality of error terms, or heteroscedasticity. Autocorrelation plots (ACF, pACF) and Durbin–Watson tests ($DW=1.89$) did not suggest autocorrelation, and variance inflation factors did not indicate any multicollinearity problems (largest variance inflation factors: 3.05).

t-test

Post-item changes in suicide rates were larger in regions with high circulation rates of the media items (mean 0.22, s.d.=0.18) than in regions with low circulation rates (mean 0.09, s.d.=0.09; $t(710.48) = 14.18$, $P < 0.001$).

Latent class analysis

The LCA identified a (two-factor) four-class model as the best fit. The model-fit indices of several models tested are reported in Table 5. Of the 14 indicator variables used initially 12 were

Table 5 Model-fit indices for latent classes in suicide-related media reports

Model	L^2	Bootstrap <i>P</i>	BIC, L^2	d.f.	Classification error, %
1-cluster	3693	0.26	818.22	463	0.00
2-cluster	3156	0.35	380.27	447	0.02
3-cluster	3016	0.41	340.17	431	0.09
4-cluster	2969	0.35	392.83	415	0.11
5-cluster	2824	0.31	346.75	399	0.13
6-cluster	2792	0.20	414.57	383	0.05
1-factor	3156	0.34	380.27	447	0.02
2-factor	2955	0.34	279.14	431	0.02
3-factor	2834	0.33	257.52	415	0.08
2-factor ^a	2876	0.29	243.51	424	0.02

L^2 , Likelihood-ratio statistic; BIC, Bayesian information criterion.
a. Allows for local dependency and for dependency among factors for better model fit.

included in the final model. The variables ‘pathology reported’, which showed only weak discrimination, and ‘suffering due to suicidal act’, which had a very low level of endorsement across classes, were omitted. The correlation between the two factors was $r=0.30$. Table 6 and Fig. 3 display the endorsement probabilities for each class.

Class 1 (72.2% of media items), which we conceptualised as the suicide case class, had low probabilities of reporting potentially protective or harmful item characteristics. Media items in this class tended to report on a case of completed suicide. As compared with the other classes, items were more likely reported repeatedly and in short articles (Table 6, Fig. 3).

Class 2 (8.8% of media items), which we conceptualised as the mastery of crisis class, tended to report individual suicidal ideation not accompanied by suicidal behaviour. Repetitive reporting and long articles were rather uncommon in this class. Compared with the other classes, members of this class had the smallest mean number of harmful item characteristics (Table 6, Fig. 3). This was the only class with a negative mean change in the suicide rate after publication (Table 7).

Class 3 (7.6% of media items), which we conceptualised as the epidemiological facts class, comprised media items that tended to report on suicide research and suicide statistics. The reporting of several independent suicidal acts and suicide myths, references to

Table 6 Latent class analysis: response probabilities

	Frequency (%)	Mean	Joint probability (s.e.) ^a			
			Class 1: suicide case class	Class 2: mastery of crisis class	Class 3: epidemiological facts class	Class 4: expert opinion class
Class assignment probabilities			0.72 (0.03)	0.09 (0.02)	0.12 (0.02)	0.08 (0.01)
Protective indicators						
Focus: suicidal ideation	26 (5.2)		<0.001 (<0.001)	0.60 (0.13)	0 (0)	<0.001 (0.01)
Focus: prevention programme	31 (6.2)		<0.001 (<0.001)	0.07 (0.04)	0.002 (0.01)	0.75 (0.08)
Focus: suicide research	26 (5.2)		<0.001 (<0.001)	0 (<0.001)	0.36 (0.07)	0.14 (0.06)
Expert opinion reported	42 (8.4)		0.006 (0.004)	0.06 (0.03)	0.18 (0.05)	0.71 (0.08)
Myths debunked	33 (6.6)		<0.001 (<0.001)	0.06 (0.04)	0.03 (0.02)	0.75 (0.08)
Contact support service	28 (5.6)		<0.001 (<0.001)	0.07 (0.04)	<0.001 (0.002)	0.63 (0.09)
Suicide-related statistical data reported	51 (10.2)		<0.001 (0.002)	<0.001 (<0.001)	0.63 (0.08)	0.38 (0.08)
Harmful indicators						
Several independent suicidal acts reported	94 (18.9)		0.12 (0.02)	0.07 (0.04)	0.72 (0.07)	0.11 (0.05)
Reference to a suicide ‘epidemic’	16 (3.2)		<0.001 (<0.001)	<0.001 (0.001)	0.24 (0.06)	0.05 (0.04)
Societal problems reported to have increased	23 (4.6)		<0.001 (<0.001)	<0.001 (<0.001)	0.19 (0.06)	0.32 (0.08)
Public myths reported	11 (2.2)		0.01 (0.01)	<0.001 (<0.001)	0.13 (0.05)	<0.001 (0.002)
Dichotomous thinking		0.16	0.13 (0.01)	0.17 (0.04)	0.25 (0.05)	0.28 (0.05)
Covariates						
Focus: completed suicide	234 (47.0)		0.57	0.03	0.43	0.11
Repetitive reporting		4.44	4.97	2.31	4.21	2.15
Article length		160.7	135.8	126.4	249.6	301.5

a. Only provided for indicator variables.

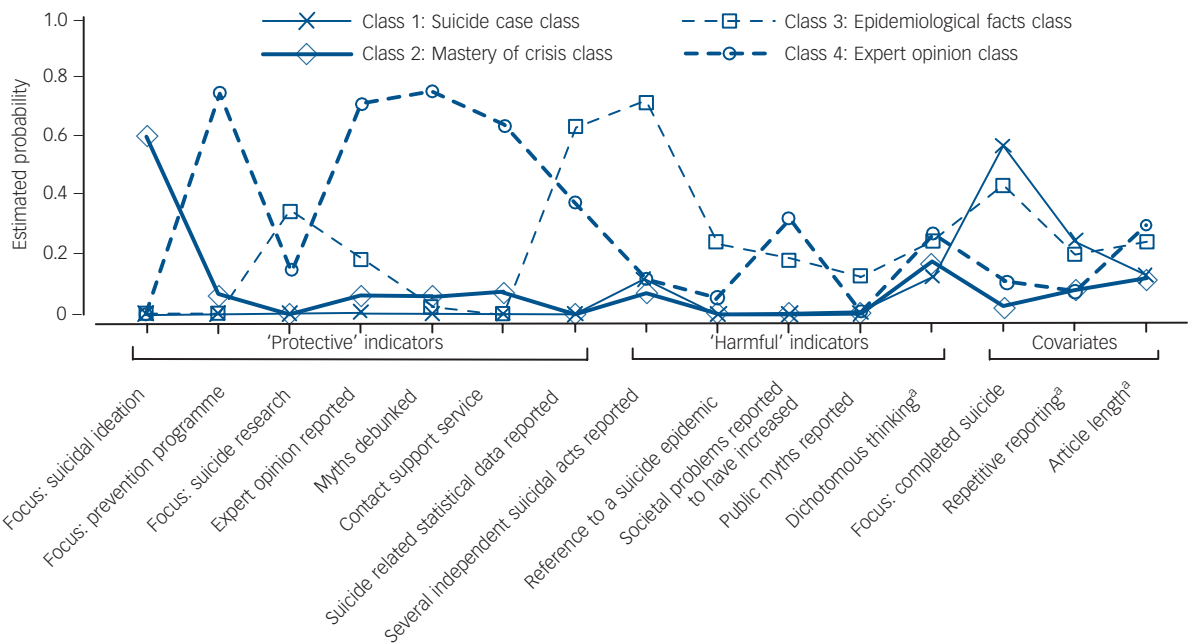


Fig. 3 Latent class analysis: response probabilities. Estimated probabilities of showing potentially protective and harmful item characteristics for each of the four latent classes of media items. a. Continuous variable: the value is the class-specific arithmetic mean mapped onto the interval 0 to 1, where 0 is identified with the lowest and 1 with the highest observed value across classes.

Table 7 Latent class analysis: mean number of item characteristics in media items in each class by potentially protective and harmful characteristics and totals

	All media items	Mean (s.e.)			
		Class 1: suicide case class	Class 2: mastery of crisis class	Class 3: epidemiological facts class	Class 4: expert opinion class
Protective item characteristics	0.68 (1.20)	0.18 (0.42)	1.44 (0.62)	1.58 (0.94)	3.94 (1.26)
Harmful item characteristics ^a	0.29 (0.59)	0.13 (0.34)	0.09 (0.30)	1.40 (0.77)	0.50 (0.70)
Total ^b	3.42 (2.11)	2.85 (1.80)	3.75 (1.48)	5.40 (1.96)	6.19 (1.89)
Suicide rates ^c	0.04 (0.28)	0.03 (0.28)	-0.08 (0.27)	0.14 (0.29)	0.13 (0.23)

a. Number of potentially harmful item characteristics that were significantly associated with suicide in the bivariate analyses.
b. Total number of item characteristics listed in the media guidelines (see Tables 2 and 3, dichotomous variables only).
c. Mean change in the suicide rate after the publication of items assigned to each class.

a suicide epidemic, repetitive reporting and long articles were rather common in this class (Table 6, Fig. 3). On average, these articles had the highest number of harmful item characteristics (Table 7).

Class 4 (11.5% of media items), which we conceptualised as the expert opinion class, was likely to report on suicide prevention programmes and expert opinions, to give contact information on public support services, and to debunk public suicide myths. Articles in this class tended to include the statement that societal problems are increasing, and were characterised by a higher degree of dichotomous thinking. Repetitive reporting was uncommon, and articles were longer than for the other classes (Table 6, Fig. 3). On average, articles in this class had the highest number of potentially protective item characteristics (Table 7, Fig. 3).

Mean posterior assignment probabilities were well over 90% for all classes (Class 1: 94.8%; Class 2: 95.7%; Class 3: 97.7%; Class 4: 95.5%), indicating high classification certainty.³¹

Correlations of latent classes with suicide rates

Assignment to the mastery of crisis class correlated negatively with suicide rates ($r = -0.111$, $n = 490$, $P = 0.014$). Assignments to the epidemiological facts class ($r = 0.124$, $n = 490$, $P = 0.006$) and the expert opinion class were positively correlated with suicide rates ($r = 0.095$, $n = 490$, $P = 0.035$). Assignment to the suicide case class was not significantly associated with suicide rates ($r = -0.084$, $n = 490$, $P = 0.062$).

Discussion

Key findings

The possibility of a suicide-protective effect of media items on positive coping in adverse circumstances, which has been discussed in the literature on a purely theoretical basis, was empirically supported by the present findings. Reporting of individual suicidal ideation (not accompanied by attempted or completed suicide) was associated with a decrease in suicide rates. The LCA suggested that media items on suicidal ideation formed a distinctive class of articles, which had a low probability of containing potentially harmful item characteristics. By contrast, media items reporting public suicide myths and repetitive suicide-related reporting were associated with increases in suicide rates. Items with a high probability of containing expert opinions or epidemiological facts were identified as distinctive latent classes of media reports, which tended to be intertwined with unfavourable, sensationalist contents. These classes were associated with increases in suicide rates.

Meaning of the key findings

The study suggests that prevention of suicidal behaviour by media reports is possible. It expands the research base on the possible

impact of suicide-related media content on suicide rates to also include a preventive effect, which we conceptualised as a Papageno effect. In particular, items with a focus on suicidal ideation not accompanied by a suicide attempt or completed suicide may have a protective impact. The reporting strategy underlying these media items seems to deviate from the general tendency to present potentially protective suicide-related information together with potentially harmful item characteristics. Evidence to date suggests the preventive potential of quantitative reductions in sensationalist reporting.^{10,32} To this, the present findings add that the actual reporting of suicidal ideation itself may contribute to preventing suicide. Media items that focus on individual suicidal ideation may enhance identification with the reported individual and thus highlight the reported outcome as 'going on living'. Health-promoting activities may be most effective when they encourage the publication of articles on individuals who refrained from adopting suicidal plans, and instead adopted positive coping mechanisms in adverse circumstances.

The framing of media items reporting on epidemiology and expert opinions with potentially harmful item characteristics, such as a reference to a suicide epidemic or a statement that suicide-related societal problems are becoming more pressing, cast some doubt on the role of these types of information in media discourse. Consistent with findings in the field of mass communication,³³ expert opinions seem to be used as a means of giving an air of seriousness to reporting, but at the same time tend to be embedded in an unfavourable, sensationalist context. Similar conclusions were reached in an analysis of suicide-related print media reports in Australia concerning statistical media items, with the researchers noting that, in their opinion, statistical items were written in a more unfavourable, sensationalist style than media items on completed suicides.³⁴ More generally, the tendency to present news in a negative way in the tabloid media has been assumed to result in a negative world image among recipients (the so-called 'scary world hypothesis').³⁵ The effects of such 'mixed messages' on individuals with suicidal constriction clearly warrants further scrutiny. The correlations of items in the expert opinion class and in the epidemiological facts class with increases in suicide rates suggest that these items may have a harmful effect.

Other research

Dose-response relationships between the quantity of reporting on completed suicide and subsequent suicides, as suggested in the present study, have been repeatedly identified in the literature.^{1,4} Also, this study replicates the finding that changes in suicide rates following the publication of media items are more pronounced in regions where a higher proportion of the population is exposed rather than in regions with a lower exposure.¹¹ A further finding in line with the literature is the association of reports on one

particular suicide method (i.e. jumping) with post-item increases in suicide.¹⁰ Of note, suicides by jumping are more likely to be reported by the print media than suicides by any other method.³⁶ Even after controlling for a range of variables likely to influence the probability of reporting (e.g. sociodemographic characteristics of the suicide victim), jumping as a suicide method was found to predict subsequent suicide reporting in the Austrian print media.³⁶

Study strengths and limitations

A strength of the present study is its coverage of all print media items over a period of 6 months that included the word 'suicide', which is likely to have succeeded in the identification of a large proportion of all suicide reports. Furthermore, the coding system applied showed high intercoder reliability, thereby demonstrating high intersubjective analytic consensus. Qualitative approaches are still sparse in suicide research, but are deemed fruitful, and even vital, for research progress, because of their potential to generate new hypotheses.³⁷ Mixed-method (i.e. quantitative–qualitative) approaches, as implemented here, are increasingly undertaken in the social sciences and complement each other.³⁸ Further strengths of the present study are the comparatively large number of media items analysed qualitatively, the assessment of repetitive reporting on the same story and the adoption of an ecological study design to fit variations in the circulation rate of the analysed media items across the country.

Limitations of the study concern its ecological design, which is appropriate for identifying associations, but not for establishing causality. Methodological approaches using individual-level data are necessary to deal with problems such as the ecological fallacy (i.e. cross-level bias), and further potential confounders beyond seasonality (which was accounted for in the multivariate analysis). Furthermore, the unique contributions of single variables to the variance explained in the multivariate analysis are, albeit nominally significant, small. This may be partly attributable to the definition of the outcome variable as the difference between post-item and pre-item suicide rates.²⁹ However, completed suicide is a rare event *per se*, and thus even small reductions in suicide prevalence seem to be relevant to collaborations with the mass media. Finally, the present study is confined to an analysis of print media. This appears justified by the high exposure of the population to the set of newspapers analysed. In 2005, 71.9% of the population were regularly exposed to one or several of these newspapers.²⁴ A recent meta-analysis found that studies of print media effects are more likely to find evidence of a post-report increase in suicide than studies of other media types,³ but did not take into account the internet. Future research should also focus on this rapidly emerging medium.³⁹

Suggestions for future research

This study is the first, to our knowledge, to use extensive measures of media item quality. It enabled us to generate more fine-grained hypotheses regarding the effects of suicide-related reporting. Research in other countries is needed to assess the generalisability of the findings. The hypotheses raised should be further examined in qualitative settings, such as through analyses of interviews and focus groups with suicide attempters. Furthermore, increases in suicide rates after the publication of media items have been shown to peak within 1 week of publication.² Future research should also investigate potential patterns of decay in protective media effects, that is, the time pattern of any suicide-protective effect of media reporting.

The present findings add a new perspective to internationally ongoing collaborations between suicide researchers and media professionals. The traditional print and television media, owing to their general lack of space or time, sometimes hesitate to report stories on individuals who adopted coping strategies other than suicidal behaviour in adverse circumstances. The possible role of media reports in preventing suicide may make it worthwhile for journalists of both traditional and online news platforms to follow media guidelines on the reporting of suicide.

Thomas Niederkröthenthaler, MD, PhD, MMSc, Department of General Practice and Family Medicine and Department of Medical Psychology, Center for Public Health, Medical University of Vienna, Vienna, Austria; **Martin Voracek**, DSc, DMSc, PhD, Department of Basic Psychological Research, School of Psychology, University of Vienna, Vienna, Austria; **Arno Herberth**, MPhil, Department of German Language and Literature, University of Vienna, Vienna, Austria; **Benedikt Till**, DSc, Department of Communication, University of Vienna, Vienna, Austria; **Markus Strauss**, Department of Medical Psychology, Center for Public Health, Medical University of Vienna, Vienna, Austria; **Elmar Etzersdorfer**, MD, Furtbach Hospital, Stuttgart, Germany; **Brigitte Eisenwort**, PhD, **Gernot Sonneck**, MD, Department of Medical Psychology, Center for Public Health, Medical University of Vienna, and Ludwig Boltzmann Institute for Social Psychiatry, Vienna, Austria

Correspondence: Dr Thomas Niederkröthenthaler, Department of Medical Psychology, Center for Public Health, Medical University of Vienna, Severingasse 9, A-1090 Vienna, Austria. E-mail: thomas.niederkröthenthaler@meduniwien.ac.at

First received 23 Dec 2009, final revision 20 May 2010, accepted 25 May 2010

Funding

We thank the Austrian Academy of Sciences for funding the project through a DOC-team scholarship (grant number 70034 to B.T.; 70035 to A.H.; 70036 to T.N.).

Acknowledgements

We thank Jon Kimber for his assistance with the preparation of the manuscript.

References

- Phillips DP. The influence of suggestion on suicide: substantive and theoretical implications of the Werther effect. *Am Sociol Rev* 1974; **39**: 340–54.
- Stack S. Social correlates of suicide by age. Media impacts. In *Life Span Perspectives of Suicide. Time Lines in the Suicidal Process* (ed A Leenars): 187–213. Plenum Publishing, 1992.
- Stack S. Suicide in the media: a quantitative review of studies based on nonfictional stories. *Suicide Life Threat Behav* 2005; **35**: 121–33.
- Pirkis JE, Burgess PM, Francis C, Blood RW, Jolley DJ. The relationship between media reporting of suicide and actual suicide in Australia. *Soc Sci Med* 2006; **62**: 2874–86.
- World Health Organization (WHO). *Preventing Suicide. A Resource for Media Professionals*. WHO, 2008 (http://www.who.int/mental_health/prevention/suicide/resource_media.pdf).
- Hawton K, Williams K. Influences of the media on suicide. Researchers, policy makers, and media personnel need to collaborate on guidelines. *BMJ* 2002; **325**: 1374–5.
- Pirkis J, Blood W, Beautrais A, Burgess P, Skehan J. Media guidelines on the reporting of suicide. *Crisis* 2006; **27**: 82–7.
- Schikaneder E. *The Magic Flute: Libretto*. Metropolitan Opera Guild, 1990.
- Ringel E. *Selbstmord in der Oper* [Suicide in the Opera]. Lecture at the conference of the International Association of Suicide Prevention in Vienna, 1985 [in German: video cassette]. Video Sattler, 1985.
- Sonneck G, Etzersdorfer E, Nagel-Kuess S. Imitative suicide on the Viennese subway. *Soc Sci Med* 1994; **38**: 453–7.
- Etzersdorfer E, Voracek M, Sonneck G. A dose-response relationship of imitative suicides with newspaper distribution. *Aust N Z J Psychiatry* 2001; **35**: 251.
- Chan KPM, Yip PSF, Au J, Lee DTS. Charcoal-burning suicide in post-transition Hong Kong. *Br J Psychiatry* 2005; **186**: 67–73.
- Hassan R. Effects of newspaper stories on the incidence of suicide in Australia: a research note. *Aust N Z J Psychiatry* 1995; **29**: 480–3.

- 14 Pirkis J, Blood RW. Suicide and the media: Part II. Portrayal in fictional media. *Crisis* 2001; **22**: 155–62.
- 15 Barber ME, Marzuk PM, Leon AC, Portera L. Aborted suicide attempts: a new classification of suicidal behaviour. *Am J Psychiatry* 1998; **155**: 385–9.
- 16 McQuail D. *Mass Communication Theory*. Sage, 2008.
- 17 Hohn H. *A Linguistic Analysis of BBC Radio News*. Grin, 2007.
- 18 Sotirovic M. Effects of media use on complexity and extremity of attitudes toward the death penalty and prisoners' rehabilitation. *Media Psychol* 2001; **3**: 1–24.
- 19 Eldridge J. *Media Group Reader: News Content, Language, and Visuals*. Routledge, 1995.
- 20 Ertel S. Erkenntnis und Dogmatismus [Perception and dogmatism]. *Psychologische Rundschau* 1972; **23**: 241–69.
- 21 Mende M. *Sensationalismus als Produktgestaltungsmittel* [Sensationalism as a Means of Presenting a Product]. Botermann & Bottermann, 1996.
- 22 Krippendorff K. *Content Analysis: An introduction to its Methodology*. Sage, 2004.
- 23 Statistics Austria. *Statistical Data: Population & Regional Statistics* [partially in German]. Statistics Austria, 2010 (http://www.statistik.gv.at/web_en/).
- 24 Media Analyse Austria. *Media-Analyse-Studien* [Media analysis]. Verein Arbeitsgemeinschaft Media-Analyse, 2006 (<http://www.media-analyse.at/studies.do>).
- 25 Breslau N, Reboussin BA, Anthony JC, Storr CL. The structure of posttraumatic stress disorder: latent class analysis in 2 community samples. *Arch Gen Psychiatry* 2005; **62**: 1343–51.
- 26 Garson GD. *Statnotes: Topics in Multivariate Analysis: Latent Class Analysis*. GD Garson, 2009 (<http://faculty.chass.ncsu.edu/garson/PA765/latclass.htm>).
- 27 Magidson J, Vermunt JK. Latent class factor and cluster models, bi-plots and related graphical displays. *Sociol Methodol* 2001; **31**: 223–64.
- 28 Fabrigar LR, Wegener DT, MacCallum RC, Strahan EJ. Evaluating the use of exploratory factor analysis in psychological research. *Psychol Methods* 1999; **4**: 272–99.
- 29 Nau RF. *What's a good value of R-squared?* Duke University, 2009 (<http://www.duke.edu/~rnau/rsquared.htm>).
- 30 Cohen J. *Statistical Power Analysis for the Behavioural Sciences*. Erlbaum, 1988.
- 31 Nagin DS. *Group-Based Modeling of Development*. Harvard University Press, 2005.
- 32 Niederkrotenthaler T, Sonneck G. Assessing the impact of media guidelines for reporting on suicides in Austria: interrupted time-series analysis. *Aust NZ J Psychiatry* 2007; **41**: 419–28.
- 33 Krüger C. *Journalistische Berichterstattung im Trend der Zeit: Stilstrategie und Textdesign des Nachrichtenmagazins FOCUS* [Journalism in the trend of time: stylistic strategies and text design in the print media FOCUS]. Dissertation, in German]. University of Münster, 1995.
- 34 Pirkis J, Francis C, Blood RW, Burgess B, Morley B, Stewart A, Putnis P. Reporting of suicide in the Australian media. *Aust N Z J Psychiatry* 2002; **36**: 190–7.
- 35 Heitmayer W, Hagan J. *International Handbook of Violence Research*. Kluwer Academic Publishers, 2003.
- 36 Niederkrotenthaler T, Till B, Herberth A, Voracek M, Kapusta ND, Etzersdorfer E, et al. The gap between suicide characteristics in the print media and in the population. *Eur J Public Health* 2009; **19**: 361–4.
- 37 Hjemeland H, Knizer BL. Why we need qualitative research in suicidology. *Suicide Life Threat Behav* 2010; **40**: 74–80.
- 38 Creswell JW, Clark VLP. *Designing and Conducting Mixed Methods Research*. Sage, 2007.
- 39 Curah A. *What's Happening to our News? An Investigation of the Likely Impact of the Digital Revolution on the Economics of News Publishing in the UK*. Reuters Institute for the Study of Journalism, 2009 (<http://reutersinstitute.politics.ox.ac.uk/publications/risj.html>).



Online supplement

References to the international media guidelines used for the development of codes in the qualitative content analysis of media reports.

Guidelines from the USA

American Foundation for Suicide Prevention. Reporting on Suicide. Recommendations for the Media. AFSP, 2009.

Suicide Prevention Resource Center. At-a-glance: Safe Reporting on Suicide. SPRC, 2007 (http://www.sprc.org/library/at_a_glance.pdf).

Guidelines from Europe

The Samaritans. Media Guidelines. Portrayals of Suicide. The Samaritans, 2002 (http://www.iasp.info/media_guidelines.php).

The PressWise Trust & Befrienders International. Covering Suicide Worldwide: Media Responsibilities. The PressWise Trust, 2001 (http://www.mediawise.org.uk/display_page.php?id=169).

Centre for Policy Alternatives (CPA) & PressWise Trust. Suicide Sensitive Journalism Handbook. CPA, 2003 (<http://www.media-diversity.org>).

Hegerl U, Brosius HB, Ziegler D. Take Care–Be Aware. Guidelines Concerning the Media Coverage of Suicide. Kompetenznetzwerk Depression, 2000 (<http://www.kompetenznetz-depression.de/>).

The Irish Association of Suicidology (IAS) & the Samaritans. Media Guidelines for the Portrayal of Suicide. IAS, 2009 (<http://www.ias.ie/mediaguide.htm>).

National Union of Journalists Scotland (NUJ). Suicide and its Prevention. Issues to Consider when Reporting a Suicide. NUJ, 2005 (<http://www.chooselife.net/Media/Media.asp>).

Tomandl G, Sonneck G, Stein C. Leitfaden zur Berichterstattung über Suizid. [Media guidelines for the reporting on suicides, in German]. Kriseninterventionszentrum, 2008 (www.suizidforschung.at).

Papyrus. Media Guidelines for Papyrus Members. Papyrus, 2007 (<http://www.papyrus-uk.org/pdf/media.pdf>).

Guidelines from Australia

Mindframe-media.info. Reporting Suicide and Mental Illness. Commonwealth of Australia, 2009 (<http://www.mindframe-media.info/site/index.cfm?display=84318>).

Guidelines from Asia

The Hong Kong Jockey Club & The University of Hong Kong (HKU). Suicide and the Media: Recommendations on Suicide Reporting for Media Professionals. HKU, 2009 (http://csrc.hku.hk/files/70_1894_345.pdf).

Gururaj G, Isaac MK. Suicide Prevention. Information for Media Professionals. National Institute of Mental Health and Neuro Sciences, 2003 (www.nimhans.kar.nic.in/epidemiology/doc/ep_ft12.pdf).

Guidelines from the World Health Organization

World Health Organization (WHO). Preventing Suicide. A Resource for Media Professionals. WHO, 2008 (http://www.who.int/mental_health/prevention/suicide/resource_media.pdf).

World Health Organization (WHO). Preventing Suicide. A Resource for Media Professionals. WHO, 2000 (http://www.who.int/mental_health/media/en/426.pdf).

Table DS1 Code definitions, code categories and coding examples for the code families: (a) harmful item characteristic; (b) protective item characteristics.

Code, subcode	Subcode definition	Coding example ^a
<i>(a) Harmful item characteristics</i>		
Identity of the suicidal person		
Name reported	At least first name reported	Jo Woods was found dead...in her flat (s-7)
Description of character	Use of adjectives to describe the person's personality beyond sociodemographic characteristics and illness. Reporting of mental illness (e.g. 'he was ill', 'depressed . . .') alone does not qualify as a character description	She was . . . a loving mother (s-1011)
Suicidal act		
Method in headline	Reference to a specific method in the headline	Car damaged: 18-year-old boy threw himself in front of car (s-1226)
Step-by-step 'guide'	Description of how to use a suicide method. At least two consecutive steps in the accomplishment of a specific suicide method are reported	She opened the kitchen window, climbed on the window sill, and jumped (s-717) She dissolved the tablets in water . . . swallowed the poison, and laid down on her bed to die . . . (s-708)
Suicide location reported	Readers are provided with enough information to identify the location where the event took place. The exact mail address is identifiable or a well-defined area of local interest is reported (e.g. a small lake in a specified village)	. . . on top of the steeple of St. Gebhard . . . in Bregenz (s-81)
Suicide pact or mass suicide reported	A report describes the suicidal acts of two or more individuals in an agreed plan. Alternatively, the plan is made by a group leader. The plan may involve dying together, or dying separately but at a close interval	In Japan, nine people committed suicide together. The police are investigating whether the individuals met on the internet (s-1063)
Causes of suicidality		
Life event(s) reported	Any event that had a considerable impact on the life of the person before the suicide (attempt), or any event that triggered suicidal ideation	The background [of the suicide] was . . . unemployment (s-163) After the man found his wife dead on the floor, he wanted to follow her into death . . . (s-801)
Monocausality	Exactly one motive, cause, or trigger is reported. The causal relationship is not subject to speculation. Speculation about the cause is indicated by phrases such as 'the reason may be', 'some uncertainties about the cause of his suicide remain'	The 19-year-old boy, who suffered from depression, listened to voices in his head, climbed up the balustrade and jumped into the icy Pacific Ocean . . . (s-249) She wanted to break up with him, that was his death sentence (s-669) <i>(no other reason/trigger reported)</i>
Societal problems reported to have increased	Societal problems that are reported to have resulted in suicide become more prevalent or more pressing	Nowadays, there are fewer and fewer ways of recovering from stress. People fear for loss of work, and there is bullying . . . Communication itself is on the decrease . . . We have to live in a world of increasing violence and brutality . . . People cannot cope with this any more . . . and choose to die (s-950) Nowadays, people live longer, and they get more isolated and lonely. This is why . . . they end their lives . . . (s-951)
Citation from suicide note	(A part of) the suicide note of the victim is cited or printed	K. C. left a suicide note: 'Don't expect money from my life assurance—they won't pay, because it's a suicide', he wrote (s-70)

(continued)

Table DS1 Code definitions, code categories and coding examples for the code families: (a) harmful item characteristic; (b) protective item characteristics (*continued*)

Code, subcode	Subcode definition	Coding example ^a
Effects of suicidality		
Effects on bereaved	Any effects on bereaved persons reported. Relatives, friends of the victim and other private persons involved in the suicidal act or in the investigation of the suicide are defined as bereaved persons. Any professionals involved do not qualify as bereaved persons	The children discovered the bloody act when they got home. The 15-year-old boy opened the door, found his parents lying on the ground, and called the emergency services (s-693)
Effects on public life	Effects on public life include all effects of the suicidal act on public facilities and on people not directly affiliated to the victim or not directly involved in the investigation	. . . [due to the suicide] . . . all streets to the hotel were closed (s-80) . . . Unbelievable: A crowd of . . . drunken witnesses [of the suicidal act] tried to deter the police from saving the man and shouted that he should jump to his death (s-94) Tragic suicide on the motorway: The young man died immediately (s-1219)
Immediate death without suffering reported	The individual suicidal act is reported to result in immediate death. Alternatively, it may be reported that the method used generally does not cause any suffering	
Style and wording		
Photo	Presence of a photo in the article	–
Several independent suicidal acts reported	Several suicidal acts that occurred independently of each other, but may show some similarities, are reported in the same item	Suicides that may be copycat suicides also qualify as independent acts Again, a tragic suicide: <i>[description of first suicide]</i> . . . On the Sunday before, another adolescent had jumped from a bridge on the motorway <i>[description of second suicide]</i> . . . Hours later, the next suicide: . . . <i>[description of third suicide]</i> . . . (s-1204)
Reference to a suicide ‘epidemic’	Wording that describes suicide as spreading and involving more and more individuals, or an extraordinarily high number of individuals	A wave of suicides (s-663), a series of massacres (s-705), highest suicide rate in the world (s-465), the series does not stop (s-414)
Headline explicitly on suicide	The reader knows that the article is about suicide simply from reading the headline	Man found hanged (s-133) Tragedy: it was a suicide (s-783)
Public myths reported	One or more of the following public myths is enhanced by the text: those who talk about suicide are less likely to attempt suicide; there are no preceding warning signs; there is nothing you can do about suicidality; someone who has a history of making ‘cries for help’ will not commit suicide; talking about suicide encourages suicide; only the mentally ill exhibit suicidal behaviour; once a person is suicidal, he or she is always suicidal; suicide can be a blessed relief for the individual or those around him or her	The . . . act of desperation happened without any warning signs . . . (s-717). <i>[Headline]</i> : Not foreseeable . . . None of the 19 suicides was foreseeable . . . His colleagues thought he <i>[the 19th suicide victim]</i> went to the toilet . . . but then they heard the lethal shot (s-414) In the past few years, the 39-year-old jobless man repeatedly climbed up high cranes, threatening to commit suicide . . . You never knew when, where and how he would do it next . . . This time, he climbed up the steeple for another suicide threat. There is some risk of injury involved in climbing manoeuvres of this kind (s-89)
Article length ^b	Total word count	–
Sentence length ^b	Total word count in the text divided by the number of sentences	–
Emotionality ^b	Defined in accordance with the Affective Dictionary Ulm (see main text). To obtain an emotionality score for each media item, we calculated the number of indicator words listed in the dictionary as a proportion of the total word count	<i>[Words expressing high emotionality]</i> : aggression, murder, pressure, jealousy, hatred, explosion, crisis, pain, force, scream <i>[nouns and corresponding adjectives and verbs were included, and inflected forms were considered as part of the same word family]</i> <i>[Words indicating high certainty]</i> : certain, proven, undeniable; <i>[words indicating low certainty]</i> : doubtful, maybe, potentially, nearly
Dichotomous thinking ^b	Based on word lists (see main text), we calculated a ‘certainty score’, defined as the number of words indicating high certainty divided by the number of all words related to certainty	
Standardised type/token ratio ^b	The average proportion of new words in consecutive text fragments of 100 words (see main text)	–

(continued)

Table DS1 Code definitions, code categories and coding examples for the code families: (a) harmful item characteristic; (b) protective item characteristics (*continued*)

Code, subcode	Subcode definition	Coding example ^a
<i>(b) Protective item characteristics</i>		
Background information		
Focus on suicidal ideation	Item is on a case of suicidal ideation, not followed by suicide attempt or suicide. An aborted suicide attempt also qualifies as suicidal ideation, referring to a case in which the individual is one step away from a suicide attempt but changes his or her mind immediately before the act	<i>See main text for coding examples</i>
Focus on prevention programme	Item is primarily on an initiative to prevent suicide, and not on a case of suicidal behaviour	Chinese women have the highest suicide rate in the world . . . One of the first non-governmental care project tries to support suicide-prone Chinese women [<i>description of the programme</i>] (s-832)
Focus on suicide research	Item is primarily on research findings, epidemiology, statistics, not on a case of suicidal behaviour	[<i>Headline</i>]: Pills against failure. [<i>Subheadline</i>]: Pills before tests, suicidal thoughts in case of failure . . . Apprentices suffer from exam nerves, new study says [<i>detailed information on the study findings</i>] (s-1167)
Expert opinion reported	A statement about a person who belongs to a professional group generally dealing with suicidality, suicidal acts or the investigation of suicide (e.g. the police, fire brigade, medical doctors)	'Only 25% of patients receive the right diagnosis and treatment. The illness [<i>bipolar disorder</i>] is often mixed up with depression. About 15% of patients with bipolar disorder commit suicide,' an expert says (s-1)
Mental disorder related to suicide	The relationship between mental disorder and suicide (attempt) is acknowledged, either at the level of an individual suicide, or in general terms. Colloquial terms such as 'crazy' do not qualify as a reference to mental disorder	The reason for her suicide was probably depression (s-579) When a child suffers, this may manifest itself as an eating disorder, in the form of behavioural problems, or, in the worst case, in suicide (s-271)
Myths debunked	Myths, as listed in the field 'public myths reported', are debunked	Many think that people who talk about suicide will not do it. That is not true. 80% of suicide victims talk about suicide shortly before they die (s-353)
Contact support service	Reference to a specific public support service, including address or telephone number. For online services, the web address is provided	Support for bereaved is available from [<i>address, telephone number</i>] (s-744)
Suicide-related statistical data reported	A quantitative summary/analysis of any suicide (attempt) data-set, or of morbidity data or social data related to suicide is reported	58 000 people die from suicide each year in the EU. In Austria, 1456 people take their lives each year, which compares with 876 traffic injury fatalities. . . . Suicide rates are on the decrease . . . (s-1173)
Suffering of the person resulting from suicidal act	As a direct consequence of the suicide (attempt), the victim is reported to suffer from pain or other non-lethal negative health outcomes. Suicides reported not to result in immediate death also qualify as 'suffering'	He tried to commit suicide, but survived, seriously injured. On Sunday, he died despite an emergency operation (s-371)
a. References to the location of the text segments in the material are given in parentheses.		
b. Continuous variable. All other variables are categorical and dummy-coded: presence (1) versus absence (0) of the item characteristic.		

BJP The British Journal of Psychiatry **Psych**

Role of media reports in completed and prevented suicide: Werther v. Papageno effects

Thomas Niederkrotenthaler, Martin Voracek, Arno Herberth, Benedikt Till, Markus Strauss, Elmar Etzersdorfer, Brigitte Eisenwort and Gernot Sonneck
BJP 2010, 197:234-243.

Access the most recent version at DOI: [10.1192/bjp.bp.109.074633](https://doi.org/10.1192/bjp.bp.109.074633)

Supplementary Material

Supplementary material can be found at:
<http://bjp.rcpsych.org/content/suppl/2010/09/01/197.3.234.DC1>

References

This article cites 20 articles, 2 of which you can access for free at:
<http://bjp.rcpsych.org/content/197/3/234#BIBL>

Reprints/ permissions

To obtain reprints or permission to reproduce material from this paper, please write to permissions@rcpsych.ac.uk

You can respond to this article at

[/letters/submit/bjprcpsych;197/3/234](http://letters/submit/bjprcpsych;197/3/234)

Downloaded from

<http://bjp.rcpsych.org/> on September 25, 2017
Published by [The Royal College of Psychiatrists](http://www.rcpsych.ac.uk)
